
CERTIFICATE OF APPROVAL

No CF 572

This is to certify that, in accordance with
TS00 General Requirements for Certification of Fire Protection Products
The undermentioned products of

JELD-WEN UK LIMITED


Retford Road, Woodhouse Mill, Sheffield,
South Yorkshire, S13 9WH
Tel 0114 254 2000 Fax 0114 269 669

Have been assessed against the requirements of the Technical Schedule(s)
denoted below and are approved for use subject to the conditions
appended hereto:

CERTIFIED PRODUCT
FD30 Timber Door Assemblies

TECHNICAL SCHEDULE
TS10 - Fire Resisting Door
Assemblies with Non Metallic
Leaves

Signed and sealed for and on behalf of Exova (UK) Limited trading as
Warrington Certification



Sir Ken Knight
Chairman
Impartiality Committee



Paul Duggan
Certification Manager



Issued: 20th December 2007
Revised: 24th April 2017
Next audit test due: 23/04/2022
Frequency: Every 5 years
Valid to: 7th July 2019

Page 1 of 3



CERTIFICATE No CF 572

JELD-WEN UK LIMITED

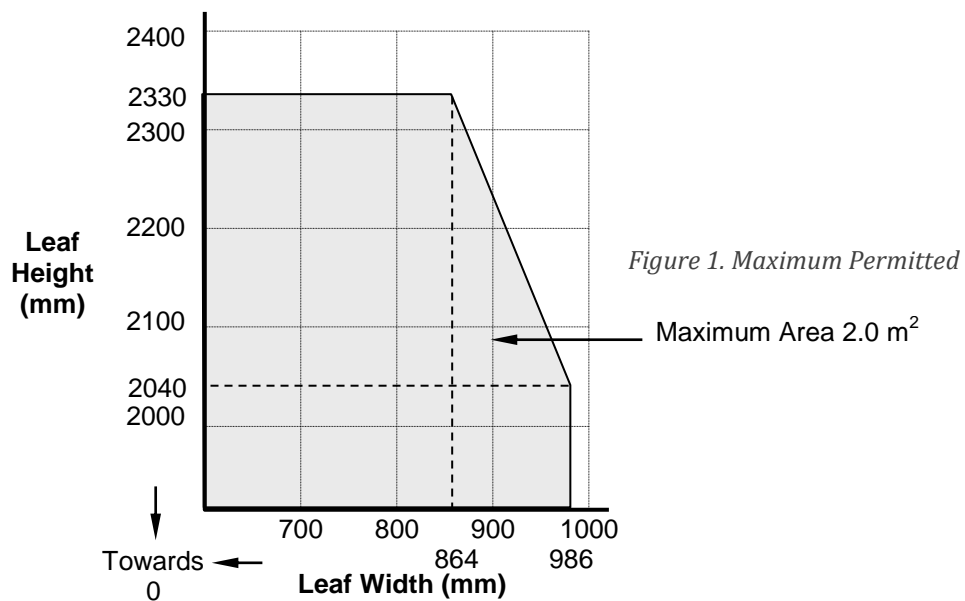
JELD-WEN UK LIMITED FD30 TIMBER DOOR ASSEMBLIES

1. This approval relates to the use of the above doorsets in providing fire resistance of 30 minutes insulation and integrity as defined in BS 476: Part 22: 1987.
2. This certification is designed to demonstrate compliance of the product or system specifically with Approved Document B (England and Wales), Section 2 of the Technical Standards (Scotland), Technical Booklet E (N. Ireland). If compliance is required to other regulatory or guidance documents there may be additional considerations or conflict to be taken into account.
3. The doors are approved on the basis of:
 - i) Initial type testing against TS10
 - ii) Audit testing at the frequency specified in TS10
 - iii) A design appraisal against TS10
 - iv) Certification of quality management system to ISO 9001: 2008.
 - v) Inspection and surveillance of factory production control
4. The doorsets comprise door leaves of panels within a softwood internal perimeter frame, for use with timber frames, with intumescent edge seals (code ITT FD30).
5. This approval is applicable to both complete doorsets and door leaves. Where the door is not supplied in a completely fitted form it is a condition of this approval that an agreed data sheet accompanies the product and is complied with in its entirety.
6. This approval is applicable to single-acting, single-leaf, latched ITT doorsets with 34 mm thick leaves, at leaf dimensions up to those given in Figure 1 and Table 1.
7. Hardware items, including closing devices and intumescent edge seals, shall be CERTIFIRE approved or otherwise as specified in the data sheet.
8. The doorsets shall be mechanically fixed to wall constructions having a fire resistance of at least 30 minutes.

**CERTIFICATE No CF 572
JELD-WEN UK LIMITED**

JELD-WEN UK LIMITED FD30 TIMBER DOOR ASSEMBLIES

9. The approval relates to on going production. Product and/or its immediate packaging is identified with the manufacturers' name, the product name or number, the CERTIFIRE name or name and mark, together with the CERTIFIRE certificate number and application where appropriate.



Maximum Height	Maximum Width	Maximum Area
2330 mm high (at 864 mm wide)	986 mm wide (at 2040 mm high)	2.0 m ²

Figure 1 & Table 1. Maximum Permitted Door Leaf Dimensions for Fire Performance
Single-Acting, Single-Leaf, Latched

CF 572 DATA SHEET

1. General

This door leaf has been fire tested and is certified by CERTIFIRE reference **CF572** as being capable of providing fire resistance of 30 minutes insulation and integrity as defined in BS 476: Part 22: 1987, when installed in accordance with the following conditions. Subject to these, the door would be expected to meet the relevant requirements of BS 5588 for FD 30 doorsets when used in accordance with the provisions therein.

In recognition of this, the leaf carries a prefixed label on the top edge of the door, issued under the terms of the British Woodworking Federation - CERTIFIRE scheme. This label uniquely identifies the door leaf, the manufacture of which complies with BS: ISO 9000 for quality systems and is subject to on-going surveillance. **This label must not be removed.**

It is emphasised that the certification is conditional upon the following instructions being complied with in their entirety. **Failure to do so will invalidate this approval and may jeopardise the fire performance of the door.** Door assemblies supplied pre-fitted with components by Jeld-Wen UK Limited may be considered to meet the requirements in respect of those items.

2. Door Leaf

This leaf may be used in single-acting, single leaf, latched ITT doorsets, at leaf dimensions up to those given in Figure 1.

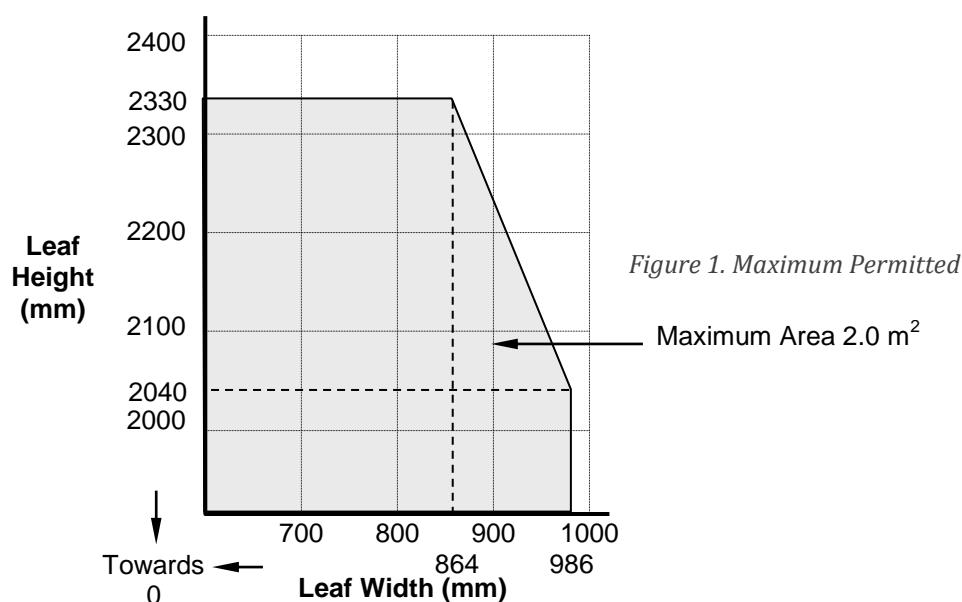


Figure 1. Maximum Permitted Door Leaf Dimensions for FD 30 performance
Single-Acting, Single-Leaf, Latched



Maximum Height	Maximum Width	Maximum Area
2330 mm high (at 864 mm wide)	986 mm wide (at 2040 mm high)	2.0 m ²

Table 1. Maximum Permitted Door Leaf Dimensions for FD30 performance
Single-Acting, Single-Leaf, Latched

3. Door Frame

Material:	MDF, Softwood or hardwood
Density:	Softwood/hardwood - 450 Kg/m ³ (minimum) MDF – 720 Kg/m ³ (minimum)
Section size:	Minimum 50 mm by 25 mm with 12 mm wide x 12 mm deep stop. The stop may be machined from solid, glued and pinned or pinned only using 40 mm long steel pins.
Jointing:	Half-lap and pinned (steel pins)
Door to frame gaps:	Not to exceed 4 mm except at threshold where up to 8 mm is permitted

4. Supporting Construction

The door assemblies are approved to be installed in brick, block, masonry or timber stud of minimum thickness 72 mm, providing at least 30 minutes fire resistance.

5. Installation

The opening may be lined with softwood which shall be continuous and of minimum width, 50 mm. Any voids between the lining and the wall to be infilled with stone wool or, if less than 6 mm wide, with intumescent mastic or paste. Each door frame jamb to be fixed through to the wall at not less than three points with steel fixings penetrating the wall to at least 50 mm. Any voids between the door frame and lining or door frame and wall to be filled as above for lining to wall gaps. Architraves are optional with no restrictions on material, size or fixing.

Door leaves may be trimmed to fit the frame by the following maximum amounts:

Stiles (each):	4 mm
Bottom:	6 mm

Special trim-able doors with double stiles and additional bottom rail are available and may be trimmed by a maximum of 25 mm to both stiles and bottom rail. Specially manufactured sloped head doors are also permitted, provided the door is hung from its longest edge. In all cases, the BWF-CERTIFIRE label must remain in position. Contact Jeld-Wen UK Limited for further information.

Note that the maximum door to frame and door to threshold gaps specified shall not be exceeded nor shall the top edge fitted with the BWF-CERTIFIRE label be trimmed since removal of the label will invalidate the certification.

6. Glazed Apertures

Not permitted.



7. Intumescent Seals

Position	Seal
Top horizontal edge	Minimum 15 mm wide by 4 mm thick seal fitted in the centre of the frame reveal or central in the door leaf edge.
Vertical edges	

Seals may be interrupted at hinge and latch positions.

Type: Lorient Polyproducts Ltd 'LP1504' 'Type 617' seal or equivalent CERTIFIRE approved seals subject to conditions contained in the relevant approval.

8. Hinges

Hinges shall be CE marked for use on timber fire doors in addition to the following specification;

Number: 3 No. per leaf (minimum)
Type: Steel butt, journal supported fixed or loose pin. Any washers or ball bearings to be of steel.
Position: Centrally in the leaf height, 150 mm from the head of the leaf and 225-250 mm from the base of the door leaf.

Dimensions:
i) Height: 100 mm
ii) Blade width: 25 - 30 mm
iii) Thickness: 2.7 mm
iv) Knuckle dia.: 10 - 13 mm

Fixings: Steel screws, minimum 4 No. and no smaller than No. 8 by 19 mm long into the frame and 31 mm long into the leaf.

9. Latches

Where fitted, latches shall be CE marked for use on timber fire doors in addition to the specification below.

Mortice type: Automatic (sprung) latch bolt, cylinder rim night latches and knobsets. Maximum case dimensions 101 mm long by 65 mm wide. Maximum forend and strike dimensions are 155 mm x 22 mm. Latch bolt material to have a melting point greater than 800°C. No restriction on type and material of handles.

Protection: 1 mm thick MAP intumescent (interdens) sheet applied to both faces of the lock case.

10. Overhead Closers

All unlatched doorsets shall be fitted with a door closer covered by a CERTIFIRE certificate. Closers are not essential for fire performance if the doorset incorporates a latch and the leaf is in the closed and fully latched position. A self-closing device may however be required to be fitted to satisfy fire regulations and if fitted shall be a CERTIFIRE approved product. **Note: closers with mechanical hold-open mechanisms are not permitted to be used.**



11. Additional hardware

A Draught or Weather seal may be fitted to the face of the door leaf and/or stop providing it doesn't interfere with the closing/latching of the leaf and does not interrupt the intumescent seals.

Lorient Polyproducts Limited LAS8001si automatic threshold seals may be fitted centrally in the bottom edge of the door leaf with 1 mm thick MAP intumescent (interdens) sheet to both faces of the seal.

The use of alternative fully recessed Certifire approved dropseals may be utilised up to a maximum recess of 35 mm deep by 14 mm wide.

12. Further Information

Further information regarding the details contained in this data sheet may be obtained from JELD-WEN UK Limited (Tel: 0845 122 2891).

Further information regarding the CERTIFIRE certification and other approved products can be obtained from CERTIFIRE (Tel: 01925 646777).

Further information regarding BWF labelling requirements can be obtained from the British Woodworking Federation (Tel: 0870 458 6939).

