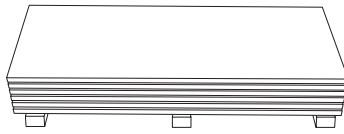


**CF160/CF192
FD30
Fire Door**

Storage

Store doors in dry conditions on 3 equally spaced lever bearers.



Installation

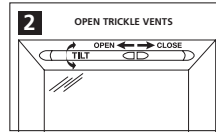

- Do not install in buildings immediately after plastering or other wet trades. To ensure good, door performance, particularly in new build situations.

1 Keep doors half open.

2 Open trickle vents and set window sash on

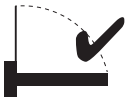
night vent position 24 hours a day. This will ensure a constant flow of dry air from outside, taking away any damp air from inside the property.

3 We do not recommend the use of gas fired heaters in new build situations due to the release of carbon dioxide & water vapour adding further moisture to the air.



Door configurations and sizes


Allowed



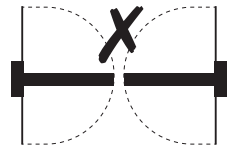
Max door size
2040mm x 926mm
Single leaf,
single acting

*Please refer to CF160
or CF192 data sheet
for further details
Double leaf, single acting

Not allowed



Single leaf,
double acting



Double leaf,
double acting

Glazing & Air transfer grilles

Glazing and cutting apertures for air transfer grilles may ONLY be carried out by Prime Door Manufacturers or BWF-Certifire Licensed Processors.

Both leaves of pairs must be similarly glazed



IMPORTANT

This door should always be fitted in conjunction with the correct technical data sheet available at www.jeld-wen.co.uk or phone 0845 122 2891



CF 160 A12345
JELD-WEN UK Ltd
Tel: 0845 122 2890

Fire Door Certification invalid unless installed and maintained exactly in accordance with Manufacturer's instructions and this label is retained unmarked and not removed.



NEVER REMOVE THIS TAMPER EVIDENT LABEL FROM THE TOP EDGE OF THE DOOR LEAF

