



CERTIFICATE OF APPROVAL No CF 10159

This is to certify that, in accordance with
TS00 General Requirements for Certification of Fire Protection Products
The undermentioned products of

JELD-WEN UK LIMITED

Woodhouse Mill, Sheffield, South Yorkshire
S13 9WH, United Kingdom
Tel: 0345 122 2891

Have been assessed against the requirements of the Technical Schedule(s)
denoted below and are approved for use subject to the conditions
appended hereto:

CERTIFIED PRODUCT	TECHNICAL SCHEDULE
FD30 & Security Timber Doorset	TS10 Fire Resisting Door Assemblies with Non Metallic Leaves

Enhanced Security certified to STS201 under CERTISECURE
certificate CS 10020

Signed and sealed for and on behalf of Warringtonfire Testing and Certification Limited

Paul Duggan
Certification Manager

Issued: 15th August 2024
Revised: 8th April 2025
Valid to: 14th August 2029





CERTIFICATE No CF 10159 JELD-WEN UK LIMITED

JELD-WEN UK LIMITED – FD30 & SECURITY TIMBER DOORSET

This approval relates to the use of the above doorsets in providing fire resistance of 30 minutes insulation and 30 minutes integrity as defined in BS 476: Part 22. Subject to the undermentioned conditions, the doorsets would be expected to meet the relevant requirements of BS 9999 for 30 minute doorsets when used in accordance with the provisions therein.

The doorset designs described in this certificate could therefore be given an 'FD30' notation, as defined in BS 8214: 2016. Please note the 'FD' notation only indicates integrity performance to BS 476: Part 22: 1987. Specific performance requirements for doorsets are set out in the relevant building regulations.

1. This certification is provided to the client for its own purposes, and we cannot opine on whether it will be accepted by Building Control authorities or any other third parties for any purpose.
2. The doorsets are approved on the basis of:
 - i) Initial type testing
 - ii) A design appraisal against TS10
 - iii) Inspection and surveillance of factory production control
 - iv) Certification under a CERTIFIRE approved Quality Management System
 - v) Audit testing in accordance with TS10
3. The doorsets comprise cellulosic cored leaves in various finishes for use with timber frames with intumescent edge seals (ITT FD30).
4. This approval is applicable to complete doorsets. It is a condition of this approval that an agreed Data Sheet accompanies the product and is complied with in its entirety. Failure to do so will invalidate this approval and may jeopardise the fire performance of the doorset.
5. This approval is applicable to single-acting, single-leaf, latched, open in only, ITT doorsets without sidelights and toplights, at leaf dimensions up to those given in Table 1 and overall frame dimensions given in Table 2 below:

Doorset Configuration	Maximum Leaf Height (mm)	Maximum Leaf Width (mm)	Maximum Leaf Area (m ²)
Single-Acting, Single-Leaf Latched Open in	2040	926	1.89

Table 1

Signed Page 2 of 3
CLQ31793-2

EWC-QU-FT-731 (Issue 2)

Issued: 15th August 2024

Revised: 8th April 2024

Valid to: 14th August 2029



CERTIFICATE No CF 10159
JELD-WEN UK LIMITED

JELD-WEN UK LIMITED – FD30 & SECURITY TIMBER DOORSET

Doorset Configuration	Maximum Frame Height (mm)	Maximum Frame Width (mm)
Single-Acting, Single-Leaf Latched Open in	2096	998
Table 2		

Note: Under no circumstances must the maximum height, maximum width or maximum area be exceeded without separate CERTIFIRE approval.

6. Glazing is not permitted
7. Hardware items, including closing devices and intumescent fire seals, shall be as specified in the Data Sheet.
8. The doorsets shall be mechanically fixed to wall constructions having a fire resistance of at least 30 minutes.
9. Labels to the CERTIFIRE/CERTISECURE design referencing CERTIFIRE, CERTISECURE, FD30, PAS24 D, JELD-WEN UK Limited, CERTIFIRE certificate No. CF 10159 and CERTISECURE certificate No. CS 10020 shall be affixed to each doorset in the prescribed position.
10. This approval relates to on-going production. The product and/or its immediate packaging is identified with the manufacturer's name, the product name or number, the CERTIFIRE name or name and mark, together with the CERTIFIRE certificate number and application when appropriate.

Signed Page 3 of 3
CLQ31793-2

EWC-QU-FT-731 (Issue 2)

Issued: 15th August 2024
Revised: 8th April 2024
Valid to: 14th August 2029

CF 10159 DATA SHEET

1. General

This door leaf has been fire tested and is certified by CERTIFIRE as being capable of providing fire resistance of 30 minutes integrity and 30 minutes insulation as defined in BS 476: Part 22, when installed in accordance with the following conditions. Subject to these, the door will meet the relevant requirements of BS 9999 for 30 minutes when used in accordance with the provisions therein.

The doorset designs described in this certificate could therefore be given an 'FD30' notation, as defined in BS 8214: 2016. Please note the 'FD' notation only indicates integrity performance to BS 476: Part 22: 1987. Specific performance requirements for doorsets are set out in the relevant building regulations

In recognition of this, the leaf carries a prefixed label on the top or hanging edge of the door, issued under the terms of the CERTIFIRE scheme. This label uniquely identifies the door leaf, the manufacture of which complies with a CERTIFIRE approved Quality Management System and is subject to on-going surveillance. **This label shall not be removed.**

It is emphasised that the certification is conditional upon the following instructions being complied with in their entirety. Failure to do so will invalidate this approval and may jeopardise the fire performance of the door. Doorsets supplied pre-fitted with components by JELD-WEN UK Limited may be considered to meet the requirements in respect of those items.

2. Doorset Dimensions

This approval is applicable to single-action, single-leaf, latched doorsets at door leaf dimensions up to those detailed within Table 1 and overall frame dimensions up to those detailed in table 2 below:

Doorset Configuration	Maximum Leaf Height (mm)	Maximum Leaf Width (mm)	Maximum Leaf Area (m ²)
Single-Acting, Single-Leaf Latched Open in	2040	926	1.89

Table 1

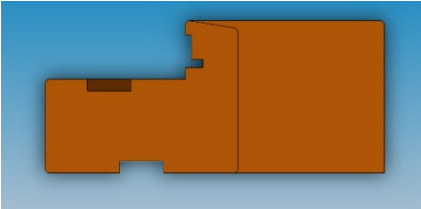
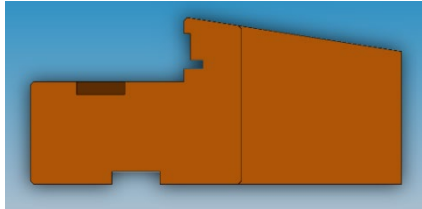

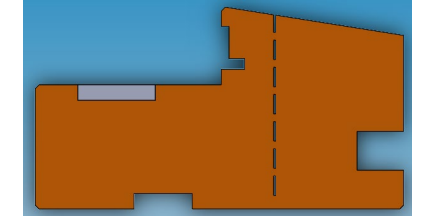
Doorset Configuration	Maximum Frame Height (mm)	Maximum Frame Width (mm)
Single-Acting, Single-Leaf Latched Open in	2096	998

Table 2

Note: Under no circumstances must the maximum height, maximum width or maximum area be exceeded without separate CERTIFIRE approval.

3. Door Frame

Door frame to be in accordance with the following specification:

Supplier:	JELD-WEN UK Limited
Reference:	Prowood
Material	Engineered Softwood Laminated FD30 Frame
Density:	500 kg/m ³ minimum
Dimensions:	Minimum 66 mm wide by 52 mm thick with a 48 mm wide by 20 mm deep rebate.
Jointing:	Mortice and tenon
Fixing:	Two Ø5 mm by 70 mm steel wood screws per joint (through head into jambs) complete with HB Fuller UK Ltd., Rakoll Eco 3 PVA adhesive
Notes:	<p>The frame shall comprise of a single profile 52 mm thick with a minimum profile width of 66 mm. The frame shall include a 48 mm wide by 20 mm deep rebate of which the profile and dimensions are maintained if the frame width is increased. The frame width can only be increased on the non-opening face either with a constant 52mm thickness or by the continuation of the profile chamfer. See drawings below:</p> <div style="display: flex; justify-content: space-around;">   </div> <p>Cut outs into the extended area are allowed</p> <div style="display: flex; justify-content: space-around;">   </div> <p>The above drawings show the original frame section and the two options for increasing the width, this increase is to be achieved only by using a larger solid single section – the use of two sections mechanically fixed / bonded is not permitted.</p>

Doorsets will comply with the following requirements:

Door to frame gaps:	Door leaf to frame perimeter gaps shall not exceed 4 mm. A maximum threshold gap of 6 mm is permitted.
---------------------	---

4. Overpanels, Sidepanels, Toplights and Sidelights

Not permitted

5. Supporting Construction

The door assemblies are approved to be installed in brick, block, masonry, timber or steel stud supporting constructions of minimum overall thickness 85 mm, providing at least 30 minutes fire resistance and previously proven capable of supporting a fire door assembly for the required integrity performance.

Where stud partitions are used these should be suitably constructed to provide a secure fixing for the door assemblies as recommended by the partition manufacturer.

Where brick, block, masonry walls are plasterboard faced, the plasterboard shall be mechanically fixed to ensure that it remains in-situ for the required integrity period.

6. Installation

The opening may be lined with softwood or hardwood which shall be continuous and of minimum width, 85 mm. Each door frame jamb to be fixed through to the wall at not less than four points with steel or nylon fixings at maximum 600 mm centres penetrating the wall to at least 50 mm. Timber based architraves are optional with no restrictions on material, size or fixing.

Doorsets shall be installed as stated in BS 8214. Suitable CERTIFIRE approved lineal gap sealing systems may also be utilised to protect the frame/supporting construction gap, subject to the conditions contained within the relevant certificate.

The use of third party accredited installers provides a means of ensuring that installations have been conducted by knowledgeable contractors, to appropriate standards, thereby increasing the reliability of the anticipated performance in fire.

On-site trimming of the door leaves is not permitted.

7. Glazed Apertures

Not permitted

8. Intumescent Seals

CERTIFIRE certificated intumescent seals are required to be fitted to these doors as below.

For doorsets to BS476: Part 22 – 30 minutes integrity with timber frames

Single-acting, Single-leaf Latched Open In	Frame jambs & head	One 20 mm wide by 4 mm thick Lorient Type 617 LP2004 Finesse Intumescent/smoke seal (CF341) positioned within the frame reveal, 11 mm from the opening face of the frame
---	-----------------------	--

Intumescent strips cannot be changed from the specific size, type and location specified in the table above.

Intumescent seal fully interrupted at the hinge and keep positions.

9. Door Frame Seals

The Schlegel, Q-Lon Aquamac 21 seal referenced AQ21, is required to be fitted within the frame jambs and head to all doorsets, mounted on the stop such that the door leaf face contacts the seal around its perimeter, when the door is in the closed position.

The Aquamac 21 seal shall not be interrupted by the hardware.

10. Hinges

Hinges shall be CE marked against EN 1935 for use on 30 minute timber fire doorsets in accordance with the following specifications:

Supplier:	Sunlight Building Materials Ironware Limited (Distributed as UAP)	
Description:	Satin stainless steel ball bearing hinges	
Reference:	Salamander Hinge SS201 Fire Radius SSS	
Primary material:	Grade 201 stainless Steel	
Quantity:	3	
Hinge positions:	Top hinge:	150 mm from top of door to top of hinge
	Middle hinge:	960 mm from top of door to top of hinge
	Bottom hinge:	250 mm from bottom of door to bottom of hinge

Dimensions:	Blade height:	102 mm
	Blade width:	30 mm
	Blade thickness:	3 mm
	Knuckle Ø:	Ø14 mm
Hinge fixings:	Door:	Four Ø4.8 mm by 62 mm countersunk wood screws
	Frame:	Four Ø4.8 mm by 31 mm countersunk wood screws
Intumescent protection:	1 mm thick Interdens intumescent sheet material to full width of hinge blade - Interdens only required behind hinge blades on the frame.	

11. Locks

Doorsets shall be fitted with a Multipoint lock with an engaged latch bolt to the central lock in accordance with the following specification options:

Supplier:	UAP		
Description	XL Crimebeater 3 hook multipoint lock and keeps		
Reference:	Lock:	XLC45HK20MS	
	Central keep:	CRB00013KE	
	Top & bottom keeps:	XCKS	
Case dimensions:	Central:	229 mm high by 62 mm deep by 16 mm wide	
	Top & bottom:	137 mm high by 47 mm deep by 16 mm wide	
Keep dimension:	Central:	Keep:	207 mm high by 20 mm wide by 4 mm thick
		Strike:	47 mm high by 11 mm wide by 4 mm thick
	Top & bottom:	Plate:	142 mm high by 20 mm wide by 4 mm thick
		Body:	100 mm high by 20 mm wide by 4 mm thick
Forend dimensions:	1720 mm high by 20 mm wide by 3 mm thick		
Position:	1016 mm from top of door to centreline of central lock case spindle.		
Lock configuration:	Central:	Engaged latchbolt	
	Top & bottom:	Engaged or disengaged hook bolts	
Spindle hole:	Maximum 18 mm diameter spindle hole recess permitted.		
Intumescent protection:	Lock cases:	1 mm thick Interdens intumescent sheet material to fully wrap the central lock case only.	
	Forend:	None required	
	Keeps:	None required	
Fixings:	Lock	Forend fixed with ten Ø4 mm by 60 mm long CSK steel wood screws	
	Keeps:	Central keep fixed with three Ø4 mm by 25 mm long CSK steel wood screws & top & bottom keeps each fixed with two Ø4 mm Ø by 25 mm long CSK steel wood screws	

Recessing for locks, forends and keeps shall result in a tight fit.

The locks shall be fitted with a cylinder in accordance with the following specification:

Supplier:	UAP
Description:	Kinetica+ K4 TS007 3* Euro profile cylinder including key-key and key-thumbturn options
Reference:	KIN30T/30NAS-HELIX-K4
Certification ref:	KM561977
Fixings:	One M5 by 55 mm steel machine screw (supplied with cylinder)
Intumescent protection:	None required

Lever handles are required in accordance with the specification below:

Supplier:	UAP
Description:	Lever on plate
Reference:	DH243 Duo SSS Nanocoast
Certification ref:	KM535608
Material:	Stainless steel
Overall size:	243 mm high by 30 mm wide x 12.5 mm thick – 67 mm projection
Lever length:	140 mm
Fixings:	Two M5 by 80 mm machine screws (supplied with handles)
Spindle recess:	Ø18 mm
Intumescent protection:	None required

12. Self-Closing Devices

Doorsets shall be fitted with a concealed, overhead, CERTIFIRE certificated self-closing device in accordance with the specification below:

Supplier:	Dormakaba	
Description:	Concealed door closer	
Reference:	ITS96 EN2-4	
Overall size:	Body:	42 mm high by 227 mm wide by 32 mm deep
	Rail:	20 mm high by 440 mm wide by 31 mm deep
Fixings:	Body:	Six Ø4.5 mm by 32 mm screws (supplied with closer)
	Rail:	Three Ø4.5 mm by 32 mm screws (supplied with closer)
Orientation:	Closer body fitted to top of door leaf and guide rail fitted to frame head	
Intumescent protection:	1 mm thick Interdens intumescent sheet material to fully wrap the closer body/gear, under the plate and to all recesses in the frame head for the guide rail.	

Alternatively, doorsets shall be fitted with a surface mounted overhead, Certifire certificated self-closing device from the table below:

Allegion Briton 2130B (CF111)	Dormakaba TS93 (CF119)	Eurospec DCC2024SM (CF5087)
Geze TS2000 NV BC (CF252)	Geze TS3000 (CF145)	Rutland TS.11204 (CF6006)
Rutland TS.3204 (CF6018)	Rutland TS.9205 (CF6144)	Zoo Hardware VDC003 (CF5549)

The exceptions are doors kept locked shut such as service access doors. Note: closers with mechanical hold-open mechanisms are not permitted to be used. Building Regulations may identify locations within domestic locations where self-closing devices are not mandatory.

The closers shall have a power rating appropriate to the leaf sizes, subject to the closer having the ability to close the door from any angle and against any latch and/ or seals fitted. The closer shall have the ability to provide a minimum size 3 closing force.

Closers shall be CE Marked against EN 1154 and categorised as grade 1 – suitable for use on fire/smoke doorsets.

Closers shall be fitted using the fixings supplied by each door closer manufacturer.

13. Ancillary Items

Please note that hardware items other than those discussed within this certificate of approval are not permitted.

13a Pull Handles

Not permitted

13b Flushbolts

Not permitted

13c Protection Plates and Signage

Surface mounted plastic, steel, aluminium, or brass plates are acceptable in accordance with the specification below:

- < 2mm thick
- Do not occupy more than 20% of the door leaf in total or exceed 500mm in height for kickplates and 300mm for mid-plates, whichever is the smaller.
- Do not wrap around the vertical edges, and on the closing face do not extend beneath the door stops (generally 40-50mm narrower than door width)
- Plates/signage can be bonded with a thermally softening adhesive. Additionally, countersunk screws may be used with maximum dimensions of Ø4.5 mm by 25 mm long.
- Plates in accordance with the rules above may be applied to one/both door leaf faces as required.

13d. Coat Hooks and Other Surface Mounted Hardware

Ancillary items which are wholly surface mounted may be fitted providing:

- These items are screw fixed or bonded only
- Are not bolted through the full thickness of the door

13e. Data Pins

Data pins, where required, shall be in accordance with the specification below:

Supplier:	Door Data Systems	
Description/reference:	Data Pin/Data ID Tag	
Materials:	Computer chip with dual plastic coating	
Overall dimensions:	Ø6 mm by 37.5 mm	
Position (within door leaf):	Top edge:	250 mm (±50 mm) from the lock side of the leaf
	Hang edge:	1250 mm (±100 mm) from the bottom of the door leaf
Fixing method:	Data pins are friction fitted into the top or hang edge of the door leaf, centred within the leaf thickness	
Intumescent protection:	None required	

13f. Door Viewers

Door viewers, where required, shall be in accordance with the specification below:

Supplier:	UAP	
Description:	Door viewer	
Reference:	SWALFCH-FR (polished chrome) SWALFBR-FR (polished brass) SWALFSC-FR (satin chrome)	
Materials:	Sleeve/barrel:	Brass
	Lens:	Glass
Overall dimensions:	26 mm Ø by 35 - 55 mm (14 mm Ø barrel)	
Position:	Upper viewer	Maximum 1400 mm from the threshold, centrally within the leaf width
	Lower viewer:	Minimum 1000 mm from the threshold, centrally within the leaf width
	Note:	A minimum 200 mm margin shall be maintained between the upper and lower door viewer recesses. Where door viewers are positioned adjacent to letter plates a minimum 55 mm margin shall be maintained.
Intumescent protection:	None required	
Note:	Maximum Ø16 mm door viewer recess permitted. Recessing for door viewers shall result in a tight fit.	

13g. Letter Plates

Letterplates, where required, shall be in accordance with the specification below:

Supplier:	UAP	
Description:	Soterian FD30 letter plate	
Reference:	Soterian Slim	
Certification ref:	KM670828	
CERTIFIRE No:	CF5723	
Overall dimensions:	Aperture size:	230 mm by 35 mm
	Cut out size:	263 mm by 58 mm
Position:	910 mm (±50 mm) from the bottom of the door leaf to the centreline of the letter plate.	
Quantity:	Maximum 1 No letter plate shall be fitted to each door leaf.	
Orientation	Letter plates are to be installed in a horizontal orientation only, centrally within the leaf width	
Intumescent protection:	Graphite intumescent kit as supplied with the letter plate, by UAP, in accordance with CF5723, comprising of 1 mm thick graphite intumescent sleeves for the bolt through fixings and a 35 mm wide by 4 mm thick strip pre-fitted and supplied by UAP inside the letter plate	
Fixings:	Six Ø4 mm by 45 mm steel wood screws and four M6 by 25 mm hex socket cap bolts. Fixings supplied with letter plate by UAP	

13h. Air Transfer Grilles

Not permitted

13i. Threshold Strip

Threshold strips shall be fitted in accordance with the specification below:

Option 1	
Supplier:	Lorient Polyproducts Limited
Description:	Threshold strip
Reference:	LAS4015
Material:	Aluminium
Dimensions:	10 mm by 45 mm
Fixing:	Mechanical fixings are required to fix the threshold to the floor.
Intumescent protection:	None required
Note:	A maximum 6 mm gap is to be maintained between the bottom edge of the door leaf and the top of the threshold strip.

Option 2	
Supplier:	JELD-WEN UK Limited
Description:	Threshold strip
Material:	Hardwood
Density:	620 kg/m ³ minimum
Dimensions:	14 mm (minimum) by 66 mm
Fixing:	Screwed to the bottom of the frame jambs using two Ø4 mm by 40 mm long steel screws to each frame jamb (four in total), plus additional fixings at maximum 400 mm centres using Ø5.6 mm by 100 mm long steel screws
Intumescent protection:	None required
Note:	A maximum 6 mm gap is to be maintained between the bottom edge of the door leaf and the top of the threshold strip.

13j. Dropseals

Dropseals shall be fitted in accordance with the specification below:

Supplier:	Lorient Polyproducts Ltd.	
Description:	Dropseal	
Reference:	LAS8001si Drop-down seal	
Material:	Aluminium and silicone	
Dimensions:	Body:	35 mm high by 14 mm wide
	Face plate:	57 mm high by 21 mm wide by 1.25 mm thick
Fixing:	Two Ø4 mm by 32 mm countersunk wood screws	
Intumescent protection:	None required	

14. **Further Information**

Further information regarding the details contained in this data sheet may be obtained from JELD-WEN UK Limited (Tel: 0345 122 2891).

Further information regarding the CERTIFIRE certification and other approved products can be obtained from Warringtonfire Testing and Certification (Tel: +44 (0) 1925 646777).